

Stock Details

BSE code	538402
BSE ID	SPS
Face value (₹)	10.00
No of shares (m)	4.5
Market cap (₹ m)	432.5
30 days avg. daily vol (No)	4,320
Free float (₹m)	250.9

Stock performance (%)

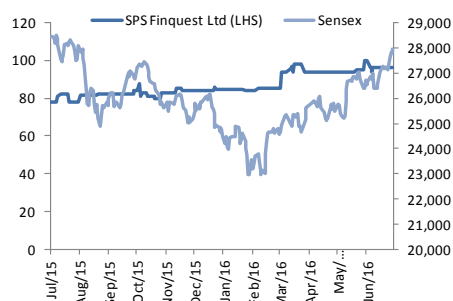
	1M	3M	12M
Absolute	-3.9%	2.1%	23.1%
Rel. to Sensex	-9.7%	-7.0%	23.0%

Shareholding Pattern* (%)

Promoters	FII's	DII's	Others
44.45%	0.0%	0.0%	55.55%

*As of March 2016

Relative Chart



Source: Bloomberg

Annual result review – March 2016

SPS Finquest Ltd total income declined 15.5% on YoY basis to ₹27.4 million in FY'16 from ₹52.0 million in FY15.

EBITDA margins improved and stood at 88.8% in FY'16 compared to 51.0% in FY'15.

The company reported a net profit of ₹19.2 million or ₹4.26 per share for FY'16 compared to a loss of ₹0.8 million or ₹(0.18) per share in the prior fiscal year.

Table1: Key Financials*

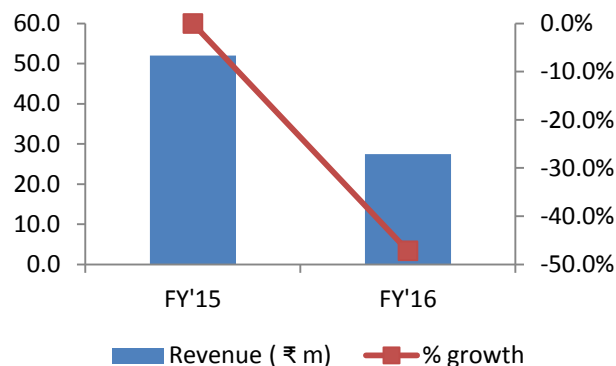
(Y/e March)	FY'14	FY'15	FY'16
Total Income	NA	52.01	27.48
YoY Growth (%)	NA	NA	-47.2%
EBITDA	NA	26.50	24.39
EBITDA Margin	NA	51.0%	88.8%
Dep. & Amor	NA	0.05	0.08
EBIT	NA	26.45	24.31
Interest	NA	19.72	-
PBT	NA	6.73	24.31
TAX	NA	7.52	5.10
Net Profit	NA	(0.80)	19.21
Net Profit Margin	NA	-1.5%	69.9%
EPS (₹)	NA	(0.18)	4.26

Source: Company, Karvy Investment Advisory

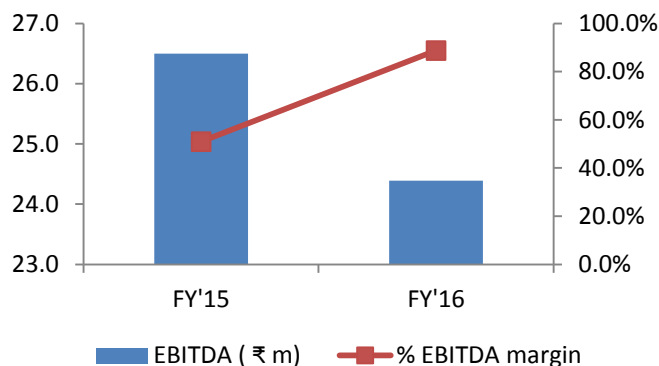
*All figures are in ₹ millions except per share data

Financial Snapshot

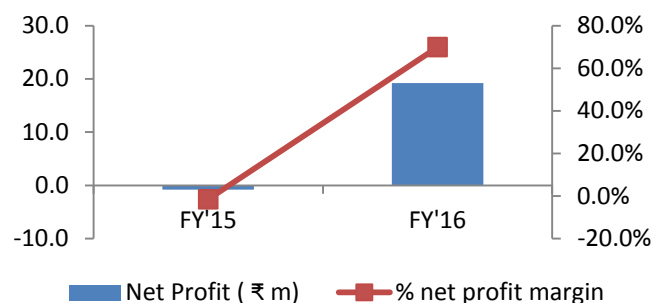
Revenue growth (%)



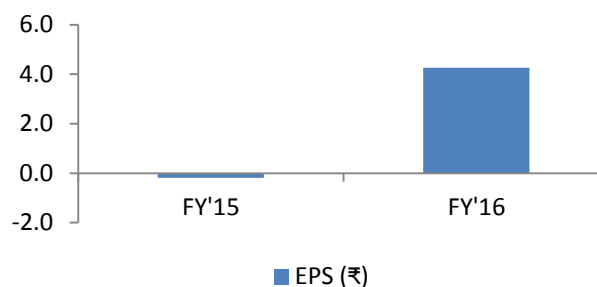
EBITDA margin (%)



Net Profit Margin (%)



Earnings Per Share



Source: Karvy Investment Advisory

DISCLAIMER

Karvy Investment Advisory Services Ltd (KIASL), an entity of the Karvy Group, has taken utmost care to ensure accuracy and objectivity while writing this report based on publicly available information or from sources considered reliable. However, neither the accuracy nor completeness of information contained in this report is guaranteed. Opinions expressed herein are our current opinions as on the date of this report. Nothing in this report can be construed as either investment or any other advice or any solicitation, whatsoever. The subscriber/user assumes the entire risk of any use made of this report or data herein. KIASL specifically states that it or any of its entities or employees do not have any financial liabilities whatsoever to the subscribers / users of this report. This report is for personal information of the authorized recipient in India only. This report or any part of it should not be reproduced or redistributed or communicated directly or indirectly in any form to any other person or published or copied for any purpose.

DISCLOSURE

Please refer to our detailed disclaimer mentioned on the last page of the initial report on this company.

PUBLISHED BY

KIASL is a part of the Karvy Group, a premier integrated financial services provider. We offer a wide array of investment advisory services including Comprehensive Financial Planning, Wealth Review and Investment Strategy services, Equity Review and Investment Strategy, Mutual Fund Review and Investment Strategy, Wealth Advice Package, and Wealth Planning for Retired Individuals.

Head Office: 46, Avenue 4, Street No.1, Banjara Hills, Hyderabad, 500034, Telangana, India. Tel: +91-40-23312454
|www.karvy.com|